



# UTILITRUCK

**RATED  
CAPACITY**

UP TO  
1,250 LBS

**MOVE  
UP TO 6  
PASSENGERS**



**AVAILABLE  
MAX SPEED  
FORWARD  
UP TO**

**25  
MPH**

**TOW  
UP TO  
1,500 LBS**



**POWER  
STEERING**



Shown With Options

Columbia's Utilitruck is Built For Work on college campuses, park systems, military bases or industrial complexes. Frequently used in commercial fleets, you can rest assured the Utilitruck will also have a positive impact on your bottom line! With zero emissions, your Utilitruck is even friendly to indoor environments!


**LSV  
AVAILABLE**

The Utilitruck is available as a low-speed-vehicle, and is engineered for safety, with 4-wheel hydraulic brakes, an AC-powered drive system, and automotive-grade lighting, controls and steering.<sup>3</sup>

## Featured Options



1



2



3

1 High visibility cab

2 Back-up camera<sup>4</sup>

3 2nd row seat



**COLUMBIA**

# BUILT FOR WORK



# UTILITRUCK

## Dimensions

Width: 47 in. w/o Mirrors

Step Height: 12.5 in.

Ground Clearance: 7.5 in.

## Power Train

Motor: 48-volt, AC induction, NEMA class H temperature rated

Batteries: Eight, 6-volt, 232 amp hour, 122 minute, deep cycle

Controller Rating: 450 amp

## Performance

Max Speed: 19 MPH

25 MPH (LSV only)

Range <sup>1</sup>: Up to 40 miles

## Chassis


Steering: Adaptive electric power steering

Brakes: 4-wheel hydraulic, front discs, rear drums, automatic parking brake

Front Suspension: Double A-arm independent coil spring over shock absorbers

Rear Suspension: Trailing link with panhard bar, independent coil spring over shock absorbers

Tires: 205/65-10 10-ply DOT rated



**2X** | 2 Passengers


Length: 113 in.

Wheel Base: 74 in.

Turning Radius: 219 in.

Rated Capacity <sup>2</sup>: 1,000 lbs.

Vehicle Weight: 1,600 lbs.



**2+2** | 4 Passengers


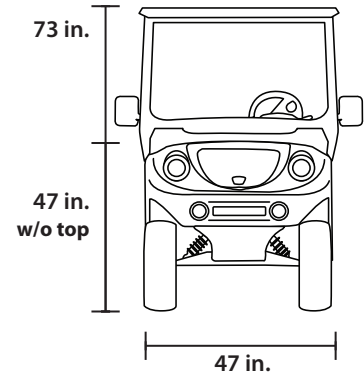
Length: 131 in.

Wheel Base: 74 in.

Turning Radius: 219 in.

Rated Capacity <sup>2</sup>: 900 lbs.

Vehicle Weight: 1,700 lbs.



**2XL** | 2 Passengers


Length: 137 in.

Wheel Base: 98 in.

Turning Radius: 304 in.

Rated Capacity <sup>2</sup>: 1,250 lbs.

Vehicle Weight: 1,750 lbs.



**4+2** | 6 Passengers


Length: 155 in.

Wheel Base: 98 in.

Turning Radius: 304 in.

Rated Capacity <sup>2</sup>: 1,100 lbs.

Vehicle Weight: 1,900 lbs.



**4X** | 4 Passengers

Length: 137 in.

Wheel Base: 98 in.

Turning Radius: 304 in.

Rated Capacity <sup>2</sup>: 1,150 lbs.

Vehicle Weight: 1,850 lbs.

Features, options, specifications, color availability and model designation are subject to change without notice. Some vehicles are pictured with options that may be available at extra cost or may not be available on some models. Ask your dealer about the availability of options and verify that the vehicle you order includes the equipment you require.

<sup>1</sup> Range will vary depending on temperature, grade, payload and driving style. | <sup>2</sup> Rated Capacity Includes personnel, cargo, options and accessories.

<sup>3</sup> The Utilitruck may be equipped as a street legal vehicle, which meets or exceeds the requirements of NHTSA CFR title 49-571.500

<sup>4</sup> Standard on LSV models; optional on non-LSV models.

Check with your local municipality for specific laws and regulations for LSV vehicles.

### Columbia Vehicle Group, Inc.

A Nordic Group Company | Business Ventures Since 1947

1115 Commercial Ave. Reedsburg, WI 53959

columbiavehicles.com



**COLUMBIA**



**TOMBERLIN**