



HARDY CARTS & EQUIPMENT | Rentals, Sales, Service
Mexico's exclusive dealer of Evolution Electric Vehicles

Los Cabos | Punta Mita | Playa del Carmen

+52 624 509 0018
info@hardycarts.com.mx
www.hardycarts.com.mx

TARA ELECTRIC VEHICLE



All Rights Reserved By TARA Electric Vehicle.





A REVOLUTION IN THE GOLF CART INDUSTRY

Ever since the first Tara golf cart was conceived 18 years ago, we have built vehicles that challenge what is possible. These in turn have challenged their owners to explore new territories and conquer difficult terrains. Our vehicles epitomise our brand. Vehicles with exemplary design credentials and engineering capabilities. Which is how we continue to break new ground, defy conventions and encourage each other to go further. Tara truly enables you to make more of your world, to go above and beyond.

TARA's compelling exterior changes enhance the vehicle's sporting profile and exterior detailing, whilst its all-new interior provides a sophisticated, crafted, contemporary experience. The latest technologies help keep you safe, connected, informed and entertained.



4 FACTORIES

8 PRODUCT LINES

18 YEARS INDUSTRY EXPERIENCE
4000000 CARTS SOLD

FEATURES

1 ALUMINUM
CANOPY
SUPPORT

2 FOLDABLE
WINDSHIELD

3 EASY-TO-REMOVE
BODY

4 CUPHOLDERS

5 ALUMINUM
FRONT
SUPPORT

6 BAG COVER WITH
RETRACTABLE
MECHANISM

7 LUXURY
SEATS

8 OPTIONAL
GPS SYSTEM

9 TURF TIRES

10 RUST-PROOF
ALUMINUM
CHASSIS

11 BULK SIZE
SWEATER BASKET
WITH SPACE
FOR MULTIPLE
COOLER
ACCOMMODATIONS

12 IMPACT-RESISTANT
AUTOMOBILE
STANDARD
REAR BUMPER DESIGN


13 LITHIUM BATTERIES



ALUMINUM FRAME

- . Ultra strong and light weight chassis combined with light weight lithium battery pack.
- . Tara offers a light and nimble driving experience, gracefully navigating the course with ease.

DOUBLE WISHBONE
INDEPENDENT SUSPENSION



DISC BRAKES

ALUMINUM CHASSIS



FLEET MANAGMENT SYSTEM

GPS

GEO FENCING

PAGE OF PLAY

CART LOCK DOWN

DISTANCE TO PIN



Optional GPS Based Golf Cart Fleet Managment System.

Introducing the cutting-edge TARA GPS systems for in-cart use, featuring a high-resolution 10" display and powered by the latest Android operating systems. Designed for quick development and seamless feature integration, our systems offer flexibility without tying you to a specific golf cart. Notable features include cart tracking, a tablet-based multi-layer geofencing app, intuitive cloud-based ad builder software, and comprehensive reporting on cart utilization and pace of play.





MULTI-FUNCTIONAL DASHBOARD

Tara's refined exterior and contemporary interior enhance your golfing experience. The redesigned interior minimizes noise and prevents sliding, accommodating drinks, tees, golf bags, cellphones, and gloves. Tara also keeps you informed about the golf cart's status, ensuring a seamless and informed golfing experience.




BUILT-IN DASH REFRIGERATOR

Making it the ideal companion for a day on the greens.



COMFORT GRIP STEERING WHEEL



STEERING HEIGHT ADJUSTMENT

Tara's unique steering height adjustment is a standout feature, providing driving comfort for individuals of various sizes—from the largest man to the most petite lady. This feature allows easy customization to suit every driver's preference.



CONTROL SWITCHES

- Single-key start button for effortless power control
- Direction selection knob for smooth gear shifting - Intuitive battery gauge for easy monitoring of battery status
- Convenient, tangible, and easily accessible features.

HANDY .TANGIBLE .EASY ACCESS

DESIGNED FOR GOLFING

SIT BACK. YOU'RE IN A WORLD OF YOUR OWN.

The TARA has flowing contours that are crafted in your choice of premium materials, depending on how you wish to configure your golf cart or accentuate the interior. A wide array of add-on accessories available for both golfing and personal use.



Golf Bag Holder



Golf Bag Cover with Retractable Designs



Caddy Master Cooler



Sand Bottle



Ball Washer



Sand Trap Rake Kit




LITHIUM BATTERY

■ ULTRA SAFE ■ NO MAINTENANCE ■ 8-YEAR WARRANTY



48V 110Ah
MODEL:L48110-A



Our lithium-ion battery packs are meticulously designed as a seamless drop-in replacement for lead-acid batteries. Enjoy the advantages of lithium-ion technology, such as reduced weight, faster charging, extended lifespan, maintenance-free operation, and lower electricity bills. Our battery features an integrated management system with an On/Off switch and a state-of-charge (SOC) gauge for enhanced control and monitoring.



25A Adaptive
On-board Charger




Mobile & PC
Live Monitor App



FOAM RISE GOLF COURSE SEAT AND ALL-CLIMATE LUXURY SEAT

TARA's foam rise & Luxury Seats offer a well-rounded experience, combining comfort, protection, and aesthetics seamlessly. Whether you prioritize comfort, style, or both, our seats ensure a luxurious experience while cruising for personal transits.



ALUMINUM CANOPY SUPPORTS

Make your golf cart the toughest one on the golf course, keep all rusts off your exposed canopy parts.



HEAVY-DUTY INJECTION MOLDED CANOPY

Built with robust injection molding, TARA is equipped with grab handles, an under-canopy storage compartment, and designated spots for GPS, speakers, enclosure, light stripe, and more. Designed for durability and convenience, it ensures both protection and accessibility for your gear during your journeys.



MODERNIZED FRONT END & DASH

Charging Port

The vehicle can be fully charged within 5 hours and delivers more than 60km of driving range.



Cup Holder

This cupholder in your golf cart reduces the risk of spills and makes it easier to transport soda, beer and other drinks.



Usb Charging Port

Usb charging port keep you charged on the go.



Storage Compartment With Golf Ball Holder

Keep you ready for golfing, Holes for five golf balls.



Accelerator / Brake Pedal

The accelerator is on the right. Thebrake is on the left.



TIRE


8" IRON WHEEL
18/8.5-8 TIRE



TARA FLEET MODEL

Rated Passengers (person)	2
System Voltage (V)	48
Motor Power (kw)	4
Charging Time (H)	4
Dimension (inch)	99.6×48×76
Wheelbase (inch)	64.7
Wheel Tread (front/rear inch)	47.24/47.64
Driving Range (full load miles)	≥40
Maximum Speed (mph)	13
Braking Distance (feet)	≤9.8
Minimum Turning Radius (feet)	≤9.8
Maximum Gradability (full load)	25%
Curb Weight (lbs)	816
Maximum Gross Weight (lbs)	1146
Minimum Ground Clearance (inch)	5
Suspension System	Front: double wishbone independent suspension Rear: leaf spring suspension

COLOR



BLACK SAPPHIRE



MEDITERRANEAN BLUE



MINERAL WHITE



ARCTIC GRAY



FLAMENCO RED



PORTIMAO BLUE

*PLEASE NOTE THAT, DUE TO VARIATIONS AMONGST PRINTINGS,ACTUAL COLORS MAY VARY SLIGHTLY FROM WHAT APPEARS ON THIS PAGE.CHECK WITH DEALER FOR ACTUALLY BRIGHTNESS/SATURATION OF A COLOR (CHECK THE PHYSICAL COLOR TEMPLATES POSSESSED BY DEALRESHIPS BEFORE YOU PLACE ORDERS).WE RESERVE THE RIGHTS TO MAKE CORRECTIONS AS WELL AS PRODUCT ALTERATIONS AND IMPROVEMENTS AT ANY TIME WITHOUT NOTICE.